



**INVITATION FOR QUOTATION**

Our Ref No.: DBATU/Civil Engg. /Geotech Lab/ /2020/ 1786

Date: 25/11/2020

Quotation for Supply of Geotechnical Lab Equipment's

Due On: 16/12/2020

Date of Opening: 17/12/2020

Time: 3.00 pm

To,

**Sub: QUOTATION FOR THE SUPPLY OF Geotechnical Lab Equipment's**

Dear Sir,





Your quotation for the items listed overleaf, may please be submitted to the under signed, so as to reach this Office not later than 16/12/2020. While submitting your quotation, the following procedure may please be observed and other points borne in mind.

01. The maker's name must be specified.
02. The "Terms and Conditions" for supply and delivery of stores, should be clearly indicated in the quotation, stating whether rates are, inclusive of all taxes, Packing and forwarding charges Freight charges, etc. or not, however rates offered as including all taxes will be more welcome.
03. If packing and forwarding charges are to be charged separately, it should be so clearly stated in your quotation.
04. Please mention clearly whether consignment would be Ex-Godown, Ex-Shop, of F.O.R. dispatching stations. Preferably terms offered as "Delivery of consignment of stores, on F.O.R."
05. Envelope should be clearly marked with our reference No and date of this quotation. It should also be superscripted as per the format given above.
06. The quotation would be opened as per date and timing given above, if desired by you, you may depute an authorized representative with a letter of authority to be present at the time of opening of the quotation at this Office on the aforesaid day, date & time.
07. Your quotation must be valid for a minimum 30 (Thirty) working days from the date of it's opening.
08. Quotation received after the date of opening may not be taken into consideration.
09. Items tendered should confirm to the specification shown in the attached list when and where, full or no specifications are indicated against items in the list. Kindly furnish your full specification in accordance with accepted standards against each item tendered. Where reference to catalogue is made, the relevant catalogues/ Pamphlets/ Literature should accompany the quotation.
10. Your quotation should be for all new items and not for second hand and should be submitted as per standard format of Quotation Submission attached herewith.
11. Please state whether items will be available Ex-Stock. If not the minimum period for delivery, or for supplying the items or stores.
12. It should be clearly stated whether **GST, Insurance, Freight or packing** and forwarding charges, or any other taxes and duties, etc. leviable.
13. It would be appreciated if illustrated catalogues/Literature etc is furnished with the quotation.

14. Expression to as "Complete with standard Equipment" complete with standard accessories "Equipment to" As good as should be avoided. If at all their use is unavoidable then it should be very specifically indicated as to what exactly they mean and what exactly would be supplied under them. Any ambiguity or vagueness should be avoided.
15. For convenience, kindly adopt while quoting the same serial Nos. as given in the list detailed below.

Thanking You.

Yours faithfully,

   
   
 25/11/2020



  
 Registrar

Dr. Babasaheb Ambedkar Technological University,

**List of Items**

Sr. No	Description / Specification	Make	Approx. Qty.
01	Technical Specifications of Geotechnical Lab Equipment's are attached as a separate sheet	-	-

## Detailed Specifications (Geotechnical Engineering Laboratory Equipment's)

Sr. No	Name of Equipment's	Technical Specifications	Qty
1	<b>SAND POURING CYLINDER (Field Density Test Apparatus) as per IS: 2720 (Part XXVIII) - 1966</b>	<p><b>The complete apparatus consists one each of:</b></p> <ul style="list-style-type: none"> <li>• Small sand pouring cylinder three liters capacity mounted above a pouring cone and separated as a shutter hole.</li> <li>• Cylindrical calibrating container internal dia. 100 mm and internal depth 150 mm fitted with a flange 5cm wide.</li> <li>• Metal tray 30 cm square and 4 cm deep with a 10 cm hole in center</li> <li>• Metal tray, 30 cm square and 4 cm deep without hole. Test forms pad of 50.</li> </ul>	3
2	<b>SAND DENSITY CONE APPARATUS (as per ASTM 1556- AASHTO T 191)</b>	<ul style="list-style-type: none"> <li>• The apparatus consists of a double metal cone, one plastic five liters jar &amp; a metal tray with center hole.</li> <li>• Size of the cone is 6 ½".</li> </ul>	3
3	<b>CORE CUTTER as per IS 2720 (part XXIX) - 1966.</b>	<p><b>It consists one each of:</b></p> <ul style="list-style-type: none"> <li>• <b>Core cutter (Cylindrical):</b> Cylindrical core cutter made up of steel 100 mm internal dia x 127.3 mm Long and wall thickness 3 mm beveled at one end.</li> <li>• <b>Steel Dolly:</b> 25 mm high and 100 mm diameter, wall thickness 7.5 mm Fitted with a clip to enable it to be located on top of core cutter.</li> <li>• <b>Steel Rammer:</b> With solid mild steel foot 140 mm dia. And 75 mm height with a concentrically screwed 25 mm dia. Solid mild steel staff. The overall length of the rammer including the foot as well as the staff should be approximately 900 mm. Should weigh approximately 9 Kg.</li> </ul>	3
4	<b>PYCNOMETER (as per IS: 2386 (part III))</b>	Comprises a 1 kg / 2 lbs. glass jar with brass cone, Plastic locking ring and rubber seal.	5
5	<b>SPECIFIC GRAVITY BOTTLE – 100 ml I S: 2720 part-I</b>	<p>Specific Gravity Bottles Ground interchangeable capillary stopper Leak proof stopper</p> <p><b>Capacity: 100 ml</b></p>	3
6	<b>POCKET PENETROMETER (as per ASTM D 1558 D 2573.)</b>	<p>It consists of a light weight barrel assembly with polished and ground steel loading piston plunger. A direct reading scale is engraved on the piston barrel and indicates load in kg./sq.cm. A maximum load indicator ring is provided on the penetration plunger. The calibrated spring is heat treated and plated for rust resistance. The barrel diameter is 20 mm and the length 150 mm. Supplied in storage box.</p>	2
7	<b>PROCTOR NEEDLES (spring type) (as per ASTM D 1558 D 2573.)</b>	<p>The instrument consists of a needle attached to a spring-loaded plunger, the stem of which is calibrated to read 0 to 40 kg division. Long stem is graduated at every 12.5 mm to read depth of penetration and for use with needles of</p>	2

		larger areas. The small penetration stem is also graduation in 12.5 mm division and is used with needles of smaller areas. Needle points one each of 0.25, 0.5, 1.0, 1.5, 2.0, 3.5 and 6.0 sq Cm.	
8	<b>SAMPLE EXTRACTOR FRAME: hydraulic type (as per IS: 2720 (PART II))</b>	It consists of a 5 Ton capacity hand operated, hydraulic jack mounted on a suitable frame. One thrust plate for 150mm dia and one for 100 mm dia specimens are also supplied. Height of thrust plate is adjustable. Set of Plungers adaptors and thrust plates for 38, 50 & 75 mm dia specimen.	1
9	<b>VANE SHEAR APPARATUS (as per IS: 2720 (Part XXX) - 1968.)</b>	Consists of a torque head adjustable in height by mean of a lead screw rotated by a drive wheel to enable the vane to be lowered in to the specimen. Rotation of vane is by means of a hand wheel which operates a worm gear arrangement turning the upper end of a calibrated torsion spring. The vane shaft is attached through the hollow upper shaft to a resettable pointer, which indicates the angle of torque on a dial graduated in degrees. The dial reading multiplied by spring factor gives the torque. A container should also supply with set of springs one each approx. 2 kg-cm, 4 kg-cm and 8 kg-cm in a wooden carrying case preferably electrically operated, rate of rotation is 1/16 RPM. Suitable for operation on 230V, 50 Hz, 1-supply.	1
10	<b>SPLIT SPOON SAMPLER (BIS IS 9640: 1980(R2002))</b>	The sampler is made from a steel tube split lengthwise and held together by a head fitted with a ball check valve and a hardened steel shoe of inside cutting edge of 35 mm dia. The sampler is 35 mm I.D. and 50.8 mm in outer diameter and 508 mm long. One adaptor to connect 'A' type drill rods is also supplied. Spares: Body of split spoon sampler, shoe of split spoon sampler, head of split spoon sampler.	3
11	<b>SOIL HYDROMETER</b>	Should manufacture from transparent glass having uniform clarity throughout the upper end on which density scale is engraved. The scale range should from 0.995 to 1.030 (gm/cc) at 27 <sup>o</sup> c with hydrometer jar of 1000 cc, Minimum Sample Volume – 2 ml	3
12	<b>ENAMEL TRAY</b>	• Different sizes made up of. Sizes: 10" x 12",	1
		• 12" x 14",	1
		• 18" x 14"	1
		• 8" x 10",	1
		• 19" x 24"	1
13	<b>SAMPLING AUGERS</b>	Posthole auger in sizes of- 100mm	1
		Posthole auger in sizes of- 150mm	1
		Screw type augers in size-50mm	1
		Screw type augers in size-100mm	1
		Screw type augers in size-200mm	1
		Screw type augers in size-250mm	1
		Screw type augers in size-300mm	1

*GS*

*[Signature]*

14	MEASURING JAR Glass / Plastic	<ul style="list-style-type: none"> <li>• Made from Borosil glass, transparent and heat resistant, unbreakable and graduated.</li> </ul> <b>MEASURING CYLINDER - GLASS - 25 ML</b>	1
		• MEASURING CYLINDER - GLASS - 50 ML	1
		• MEASURING CYLINDER - GLASS - 100 ML	1
		• MEASURING CYLINDER - GLASS - 250 ML	1
		• MEASURING CYLINDER - GLASS - 500 ML	1
		• MEASURING CYLINDER - PLASTIC - 25 ML	1
		• MEASURING CYLINDER - PLASTIC - 50 ML	1
		• MEASURING CYLINDER - PLASTIC - 100 ML	1
		• MEASURING CYLINDER - PLASTIC - 250 ML	1
		• MEASURING CYLINDER - PLASTIC - 500 ML	1
15	HYGROMETER	<ul style="list-style-type: none"> <li>• <b>Temperature Range:</b> -50 to 70°C (-58°F ~158°F)</li> <li>• <b>Humidity Range:</b> 10% ~ 99%RH</li> <li>• <b>Resolution:</b> Temperature: 0.1°C (0.2°F) Humidity: 1%RH</li> <li>• <b>Accuracy:</b> Temperature: ±1°C (1.8°F) Humidity: 5%</li> <li>• <b>Storage environment:</b> temperature - 20°C~60°C; humidity &lt;80% max/min</li> <li>• <b>Accessories:</b> Operational Manual, One piece 1.5V Battery (AAA Size)</li> <li>• <b>Power Supply:</b> 1.5(AAA)</li> <li>• <b>Dimension:</b> 110 x 100 x 21 mm</li> </ul>	2

**Format of Quotation Submission**  
(In Letter Head of Supplier with seal)

To, \_\_\_\_\_  
 \_\_\_\_\_  
 \_\_\_\_\_  
 Date: \_\_\_\_\_

Sr. No.	Description of goods (with full Specifications)	Qty.	Unit	Quoted Unit rate in Rs. (Including Ex Factory price, excise duty, packing and forwarding, transportation, insurance, other local costs incidental to delivery and warranty/ guaranty commitments)	Total Price (A)	GST and other taxes payable	
						In %	In figures (B)
<b>Total Cost</b>							

**Gross Total Cost (A+B): Rs.** \_\_\_\_\_

We agree to supply the above goods in accordance with the technical specifications for a total contract price of Rs. \_\_\_\_\_ (Amount in figures) (Rupees \_\_\_\_\_ amount in words) within the period specified in the Invitation for Quotations.

We confirm that the normal commercial warranty/ guarantee of \_\_\_\_\_ months shall apply to the offered items and we also confirm to agree with terms and conditions as mentioned in the Invitation Letter.

We hereby certify that we have taken steps to ensure that no person acting for us or on our behalf will engage in bribery.

Signature of Supplier \_\_\_\_\_  
 Name: \_\_\_\_\_  
 Address: \_\_\_\_\_  
 Contact No: \_\_\_\_\_