

# Report on



**One Week Training Programme**  
on  
**Synergogy: An Innovative Model  
for Knowledge Creation**

Under the aegis of TEQIP-III

Organized by

Department of English  
Dr. Babasaheb Ambedkar Technological  
University, Lonere, M.S.

Coordinators

Dr. Amit P. Shesh

Dr. Harshadeep S. Joshi

# **Synergogy**

---

**An Innovative Model for Knowledge Creation**

**DR. BABASAHEB AMBEDKAR TECHNOLOGICAL UNIVERSITY, LONERE - 402 103,  
Raigad (MS)**

**ONE WEEK FACULTY DEVELOPMENT PROGRAMME ON “Synergogy : An Innovative Model for Knowledge Creation” SPONSORED BY TEQIP-III**

**Organized by Department of English  
Dr. Babasaheb Ambedkar Technological University, Lonere.**

**During 1<sup>st</sup> August, 2018 to 5<sup>th</sup> August, 2018**

---

One week Faculty Development Programme (FDP) on “**Synergogy : An Innovative Model for Knowledge Creation**” was conducted at Dr. Babasaheb Ambedkar Technological University, Lonere from 1<sup>st</sup> to 5<sup>th</sup> August, 2018 under the aegis of TEQIP III of Dr. Babasaheb Ambedkar Technological University, Lonere.

The participants from various colleges and different streams attended the FDP. The focus of the programme was to make the participants aware of the innovative classroom techniques in order to enhance the teaching learning process in the classroom. Almost all the sessions had an activity so that the learners understood the various techniques with direct participation. The programme was conducted by the resource persons Mr. Basawraj Hooli and Mrs. Shaila Hooli who have ample experience of corporate training in different areas.

**Objectives of the course:**

- ✓ To provide participants with the need for moving from knowledge acquisition to knowledge creation.
- ✓ To make the participants aware of synaptogenesis
- ✓ To strengthen the foundation for Design Thinking and Innovation.
- ✓ To make the participants familiar with Johari window which is a tool for Self Development.
- ✓ To impart the techniques to increase the learners’ motivation and innovation.

**Key Takeaways:**

- ✓ Understanding knowledge creation through innovative techniques.
- ✓ Understanding enhancement of teaching learning process through collaborative learning.
- ✓ Explore different activities for the enhancement of the learning process in the classrooms.
- ✓ Implementation of new methodology in the classroom.

Session-wise topics covered during the course:

Day	First Session	Second Session	Third Session	Fourth Session	Home Assignment	
<b>Day 1</b>	Ice Braker - Shift happening; 21st Century Education Challenges - Digital natives vs. Digital immigrants; Revisiting the Socratic model for knowledge creation	Need for moving from knowledge acquisition to knowledge creation; Learning in the knowledge age	L U N C H	Synaptogenesis; Why is change difficult; How does brain learn and think; How the human tendencies be changed	Science of the Artificial: Science of the Artificial: Foundation for Design Thinking & Innovation	Documentar y on collaborativ e research Review: Viewing Context and Takeaways
<b>Day 2</b>	Professionalism & growth; Improving personal brand & Interpersonal relationships	Johari Window: As a tool for self development	B R	Seven habits for the 21st century educators	Seven habits for the 21st century educators	Johari window
<b>Day 3</b>	Win as much as you can: A case for Synergogy; Introduction to Synergogy: Increasing Learners Motivation and Involvement	Introduction to synergogy; Conditions for synergogy ; Acquiring knowledge through mutual deliberations: Team Effectiveness Design (TED)	E A K	Team Member Teaching Design (TMTD); Understanding Knowledge Creation through collaboration	Developing skills through criterion based critiques: the performance judging design (PJD)	Vision: Future Learner
<b>Day 4</b>	Stop the Sabotage; How are habits formed?)	Examining attitudes underlying effective behaviour through CAD (Clarifying Attitude Design)		Learning agility: Applying learning agility to personal and organizational development	Discussions on Change Model  Getting the perspectives	Change Model (Poster)
<b>Day 5</b>	Design of right eco-system for the Institute for superior experience using design thinking methods	Change Model Modifications using the new learnings		Change Model Presentations;	Panel Discussion; Reflections & follow-up actions  Valedictory	

## DAY WISE BRIEF REPORT -----

**Date: 1<sup>st</sup> August, 2018 (Day One)**

### **Inaugural Session**

The coordinator, Dr. A.P. Shesh, extended the warm welcome to all the participants and the speakers. The FDP was inaugurated in the presence of Dr. H.S. Joshi, the Controller of Examinations of Dr. Babasaheb Ambedkar Technological University, Lonere. The Chief Guest for the inauguration suggested the participants to exploit the opportunities through such Faculty Development Programmes for enhancement of their skills.

The resource persons Mr. Basawraj Hooli, Mrs. Shaila Hooli, participants and the faculty members of the University were present for the inaugural function. The resource persons emphasized dialogic method of teaching-learning derived from the Socratic school of philosophy, therefore the learners will be able to deal with the challenges in the period of globalization



Participants of the course



FDP Banner



Participants busy with the activity



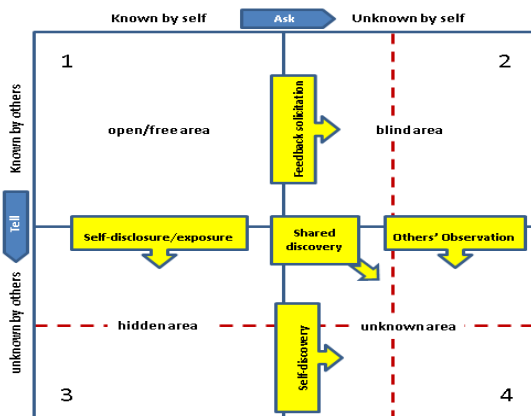
Session Photograph

**Date: 2<sup>nd</sup> August, 2018 (Day Two)**


The second day started with a quick review of the topics dealt with on the first day. The participants were divided into small groups for the activities. They were asked to remain in the same groups since the activities would involve different techniques of collaborative learning. The speaker explained the Johari window which would be very much useful for the participants for self-development and the activity based on the same was given to the participants.

The participants were very keen while completing the assignments/activities given to them during the session. The resource person shared his feedback after the completion the activities.

Johari Window model



Session on Johari window



Activity for Mutual Understanding



Through these sessions the participants could incorporate importance and role of mutual understanding in the learners; and they got how to motivate the students think broadly, like 'not me but we'.

**Date: 3<sup>rd</sup> August, 2018 (Day Three)**


The third day began with the discussion of the assessment that was given on the previous day. The speakers delivered the session on Team Effectiveness Design (TED). The session was supported by some videos and pictures related to Team Effectiveness. The speaker also explained Performance Judging System on the third day. He also discussed TMTD (Team Member Teaching Design) with the help of an activity.



The participants were divided into groups. They could realize the importance of collaborative learning since they completed the activities in a group. They came across advantages and disadvantages of working in a group during these activities and also enhanced need of win-win position in the most challenging twenty-first century world.

**Date: 4<sup>th</sup> August, 2018 (Day Four)**

On the fourth day, the speaker started with the session on Stop the Sabotage : How the habits are formed? The speaker also presented the CAD (Clarifying Attitude Design) which would be useful to examine the attitudes underlying the effective behaviour. The participants presented their own problems while dealing with the students. The same was discussed in the group by the speaker.



Session on Sabotage Tree



Participants presenting their activity

The review of the participants' activities was taken towards the end of the session. The resource person shared his feedback about the activities done by the participants and gave his suggestions. He also appreciated the efforts taken by the participants during the activity. At the same time, the resource person inspired the participants to make their students actively participate in the process of education.



**Date: 5<sup>th</sup> August, 2018 (Day Five)**

On the fifth day the first session was 'Design of eco-system for the Institute for superior experience'. The speaker explained different Design Thinking Methods. The session involved several activities for collaborative learning; the participants were made to present posters on inclusive process of education. They displayed various ways to deal with the existing education system, such as digital and interactive classroom, learner centered sitting arrangement, creation of knowledge for welfare of society, etc.



Participants during the session



Participants during the session

### **Valedictory function:**

Dr. P. K. Katti, In-charge, Affiliation Section, was invited as the chief guest for the valedictory function. The function started with the welcome of the guests. The coordinator presented the summary of the five days' programme. The feedback in printed forms was taken from the participants. Some participants expressed their views about the outcomes of the programme and how it was useful for them. Also some of them shared their experiences the way they learnt through activities and games. It was observed that the participants were energized at the end of the programme. They told that the contents of the FDP would be useful for them in the teaching-learning process in their classrooms.

The Certificates were distributed by the hands of dignitaries to all the participants. Dr. H. S. Joshi proposed vote of thanks to Hon'ble Vice-Chancellor, Prof. Dr. V. G. Gaikar, Dr. BATU, Lonere, the Heads of University departments, the University Engineer and the

Finance Officer and the staff members who helped to conduct this programme smoothly. He also expressed gratitude towards the office bears of TEQIP-III, Dr. S. B. Deosarkar, TEQIP, IPD, Dr. A.W. Kiwelekar, Dr. S.L. Nalbalwar, Dr. R.S. Pawde and Dr. V.S. Sathe for their guidance and support.

The valedictory function ended with the group photograph of participants with the dignitaries.



Dr. P. K. Katti's address to the participants



One of the participants sharing the feedback



Certificate Distribution



Group Photograph of participants

**Coordinators :**

1. Dr. A. P. Shesh, DR. B.A.T.U. LONERE
  2. Dr. H. S. Joshi, DR. B.A.T.U. LONERE
-